



Objectives

- Ideal choice and commercial EV charging.
- RFID card reader, APP based for user identification /Security Protocols and management
- Input:380Vac~440Vac
- Output: - 40kW@133A
- Stylish, ergonomic and customizable design
- Firmware OCPPv1.6 updates through remote connection up to OCPPv2.0J
- Charging interface: Input plug CCS-2 female connector.
- User friendly LCD Touch display for customer interface.
- Wired connectivity, Easy to install, operate and service.
- Safety Measures-Emergency stop button with 18 various type protection
- Robust IK10/ IP55 ingress protection for indoor/outdoor applications




Applications


- Highway Fuel Outlets/service station
- Parking garage/back office
- Mall, shopping complex, university
- Commercial fleet operators
- EV infrastructure operators and service providers
- EV dealer workshop




Model List

Function	Type-1	Type-2	Type-3	Type-4
	BASIC	LAN	Wi-Fi	4G
RFID	X	•	•	•
LAN	X	•	•	•
Wi-Fi	X	X	•	X
4G	X	X	X	•
OCPP	X	•	•	•





SL. No.	Parametrs	Requirments
General Information		
1.	EV Charger Type	DC
2.	Charger Capacity	40kW
3.	Product Model No.	HSEF-40K(D)2(DC40)1000S
4.	Mounting	Floor-Mounting
Input Requirement		
5.	AC Supply System	Three-Phase,5 Wire AC System
6.	Nominal Input Voltage	AC400V±10%
7.	Input Frequency	50-60Hz
Environmental		
8.	Ambient Temperature Range	-25 to 75°C
9.	Ambient Humidity	5 to 95%
10.	Storage Temperature	-40 to 75°C
Mechanical		
11.	IP Rating	IK10/IP55
12.	Cooling	Air Forced Cooled
Output Capacity		
13.	Number of Output	2
14.	Max. Output Voltage	DC150-1000V
15.	Max. Output Current	133Amp
16.	Power Factor	≥0.99(50% load above)
User Interface & Display		
17.	Display and Touch Screen Size	7 inches Touches Screen With Shell
18.	User Authentication	Mobile Application / QR Code / RFID Card/ Password Login
19.	Metering Information	Consumption Units (kWh)
Communication		
20.	Communication Between EVSE and Central Server	OCPP v 1.6 or above- 10/100 Base - T Ethernet (standard)/ Optional GSM Modem (2G/3G/4G) or Wireless
21.	Communication Between Charger & Vehicle	PLC Based Communication
Protection & Safety		
22.	Executive Standard	IEC 62196 2017, IEC 61851 2017, SAE J1772, CHAdEMO etc.
23.	Safety Parameters	Over Current, Under Voltage , Residual Current , Surge Protection, Leakage Protection , Short Circuit, Over Temperature, etc



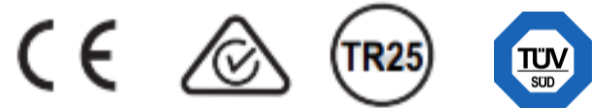


Objectives

- Ideal choice and commercial EV charging.
- RFID card reader, APP based for user identification /Security Protocols and management
- Input:380Vac~440Vac
- Output: - 60kW@150A
- Stylish, ergonomic and customizable design
- Firmware OCPPv1.6 updates through remote connection up to OCPPv2.0J
- Charging interface: Input plug CCS-2 female connector.
- User friendly LCD Touch display for customer interface.
- Wired connectivity, Easy to install, operate and service.
- Safety Measures-Emergency stop button with 18 various type protection
- Robust IK10/ IP55 ingress protection for indoor/outdoor applications

Applications

- Highway Fuel Outlets/service station
- Parking garage/back office
- Mall, shopping complex, university
- Commercial fleet operators
- EV infrastructure operators and service providers
- EV dealer workshop



Model List

Function	Type-1	Type-2	Type-3	Type-4
	BASIC	LAN	Wi-Fi	4G
RFID	X	•	•	•
LAN	X	•	•	•
Wi-Fi	X	X	•	X
4G	X	X	X	•
OCPP	X	•	•	•





SL. No.	Parametrs	Requirments
General Information		
1.	EV Charger Type	DC
2.	Charger Capacity	60kW
3.	Product Model No.	HSEF-60K(D)2(DC60)1000S
4.	Mounting	Floor-Mounting
Input Requirement		
5.	AC Supply System	Three-Phase,5 Wire AC System
6.	Nominal Input Voltage	AC400V±10%
7.	Input Frequency	50-60Hz
Environmental		
8.	Ambient Temperature Range	-25 to 75°C
9.	Ambient Humidity	5 to 95%
10.	Storage Temperature	-40 to 75°C
Mechanical		
11.	IP Rating	IK10/IP55
12.	Cooling	Air Forced Cooled
Output Capacity		
13.	Number of Output	2
14.	Max. Output Voltage	DC150-1000V
15.	Max. Output Current	150Amp
16.	Power Factor	≥0.99(50% load above)
User Interface & Display		
17.	Display and Touch Screen Size	7.1 inches Touches Screen With Shell
18.	User Authentication	Mobile Application / QR Code / RFID Card/ Password Login
19.	Metering Information	Consumption Units (kWh)
Communication		
20.	Communication Between EVSE and Central Server	OCPP v 1.6 or above- 10/100 Base - T Ethernet (standard)/ Optional GSM Modem (2G/3G/4G) or Wireless
21.	Communication Between Charger & Vehicle	PLC Based Communication
Protection & Safety		
22.	Executive Standard	IEC 62196 2017, IEC 61851 2017, SAE J1772, CHAdeMO etc.
23.	Safety Parameters	Over Current, Under Voltage , Residual Current , Surge Protection, Leakage Protection , Short Circuit, Over Temperature, etc

