



### Objectives

- Ideal choice and commercial EV charging.
- RFID card reader, APP based for user identification /Security Protocols and management
- Input:380Vac~440Vac
- Output: - 240kW@250A
- Stylish, ergonomic and customizable design
- Firmware OCPPv1.6 updates through remote connection up toOCPPv2.0J
- Charging interface: Input plug CCS-2 female connector.
- User friendly LCD Touch display for customer interface.
- Wired connectivity, Easy to install, operate and service.
- Safety Measures-Emergency stop button with 18 various type protection
- Robust IK10/IP55 ingress protection for indoor/outdoor applications


### Applications

- Highway Fuel Outlets/service station
- Parking garage/back office
- Mall, shopping complex, university
- Commercial fleet operators
- EV infrastructure operators and service providers
- EV dealer workshop




### Model List

Function	Type-1	Type-2	Type-3	Type-4
	BASIC	LAN	Wi-Fi	4G
RFID	X	•	•	•
LAN	X	•	•	•
Wi-Fi	X	X	•	X
4G	X	X	X	•
OCPP	X	•	•	•





SL. No.	Parametrs	Requirments
<b>General Information</b>		
1.	EV Charger Type	DC
2.	Charger Capacity	240kW
3.	Product Model No.	HSEF-240K(D)2(DC240)1000S
4.	Mounting	Floor-Mounting
<b>Input Requirement</b>		
5.	AC Supply System	Three-Phase,5 Wire AC System
6.	Nominal Input Voltage	AC380V±15%
7.	Input Frequency	50-60Hz
<b>Environmental</b>		
8.	Ambient Temperature Range	-25 to 55°C
9.	Ambient Humidity	5 to 95%
10.	Storage Temperature	-40 to 70°C
<b>Mechanical</b>		
11.	IP Rating	IK10/IP55
12.	Cooling	Air Forced Cooled
<b>Output Capacity</b>		
13.	Number of Output	2
14.	Max. Output Voltage	DC200-1000V
15.	Max. Output Current	250Amp
16.	Power Factor	≥0.99(50% load above)
<b>User Interface &amp; Display</b>		
17.	Display and Touch Screen Size	7 inches Touches Screen With Shell
18.	User Authentication	Mobile Application or user interface/ QR Code / RFID Card/ Password Login
19.	Metering Information	Consumption Units (kWh)
<b>Communication</b>		
20.	Communication Between EVSE and Central Server	OCPP v 1.6 or above- 10/100 Base - T Ethernet (standard)/ Optional GSM Modem (2G/3G/4G) or Wireless
21.	Communication Between Charger & Vehicle	CAN Based Communication as per AIS 138
<b>Protection &amp; Safety</b>		
22.	Executive Standard	IEC 62196 2017, IEC 61851 2017, SAE J1772, CHAdeMO etc.
23.	Safety Parameters	Over Current, Under Voltage , Residual Current , Surge Protection, Leakage Protection , Short Circuit, Over Temperature, etc





### Objectives

- Ideal choice and commercial EV charging.
- RFID card reader, APP based for user identification /Security Protocols and management
- Input:380Vac~440Vac
- Output: - 360kW@450A
- Stylish, ergonomic and customizable design
- Firmware OCPPv1.6 updates through remote connection up to OCPPv2.0J
- Charging interface: Input plug CCS-2 female connector.
- User friendly LCD Touch display for customer interface.
- Wired connectivity, Easy to install, operate and service.
- Safety Measures-Emergency stop button with 18 various type protection
- Robust IK10/IP55 ingress protection for indoor/outdoor applications




### Applications

- Highway Fuel Outlets/service station
- Parking garage/back office
- Mall, shopping complex, university
- Commercial fleet operators
- EV infrastructure operators and service providers
- EV dealer workshop

### Model List

Function	Type-1	Type-2	Type-3	Type-4
	BASIC	LAN	Wi-Fi	4G
RFID	x	•	•	•
LAN	x	•	•	•
Wi-Fi	x	x	•	x
4G	x	x	x	•
OCPP	x	•	•	•





SL. No.	Parametrs	Requirments
<b>General Information</b>		
1.	EV Charger Type	DC
2.	Charger Capacity	360kW
3.	Product Model No.	HSEF-360K(D)2(DC360)1000S
4.	Mounting	Floor-Mounting
<b>Input Requirement</b>		
5.	AC Supply System	Three-Phase,5 Wire AC System
6.	Nominal Input Voltage	AC380V±15%
7.	Input Frequency	50-60Hz
<b>Environmental</b>		
8.	Ambient Temperature Range	-25 to 55°C
9.	Ambient Humidity	5 to 95%
10.	Storage Temperature	-40 to 70°C
<b>Mechanical</b>		
11.	IP Rating	IK10/IP55
12.	Cooling	Air Forced Cooled
<b>Output Capacity</b>		
13.	Number of Output	2
14.	Max. Output Voltage	DC200-1000V
15.	Max. Output Current	450Amp
16.	Power Factor	≥0.99(50% load above)
<b>User Interface &amp; Display</b>		
17.	Display and Touch Screen Size	7 inches Touches Screen With Shell
18.	User Authentication	Mobile Application or user interface/ QR Code / RFID Card/ Password Login
19.	Metering Information	Consumption Units (kWh)
<b>Communication</b>		
20.	Communication Between EVSE and Central Server	OCPP v 1.6 or above- 10/100 Base - T Ethernet (standard)/ Optional GSM Modem (2G/3G/4G) or Wireless
21.	Communication Between Charger & Vehicle	CAN Based Communication as per AIS 138
<b>Protection &amp; Safety</b>		
22.	Executive Standard	IEC 62196 2017, IEC 61851 2017, SAE J1772, CHAdeMO etc.
23.	Safety Parameters	Over Current, Under Voltage , Residual Current , Surge Protection, Leakage Protection , Short Circuit, Over Temperature, etc

